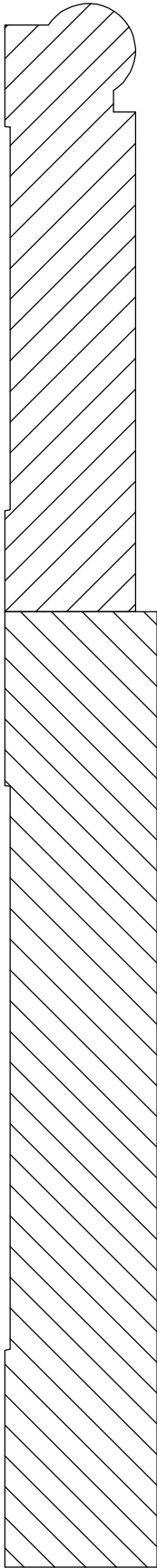
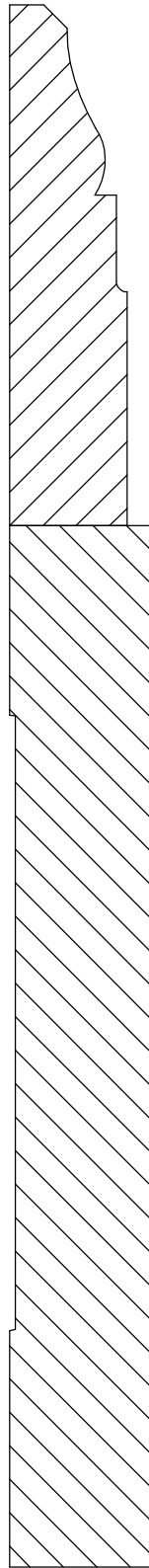


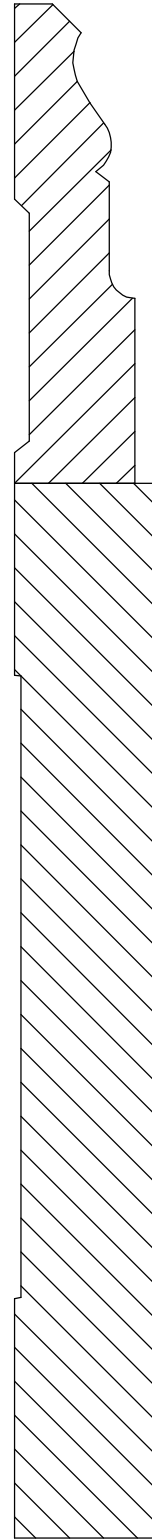
# Section 1: Base, Base Cap & Shoe Mouldings



Base 1-1  
7/8" x 9"  
2-Member



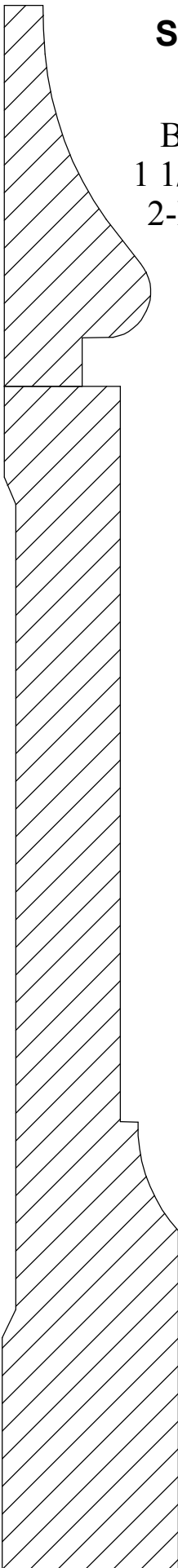
Base 1-2  
3/4" x 8 1/4"  
2-Member



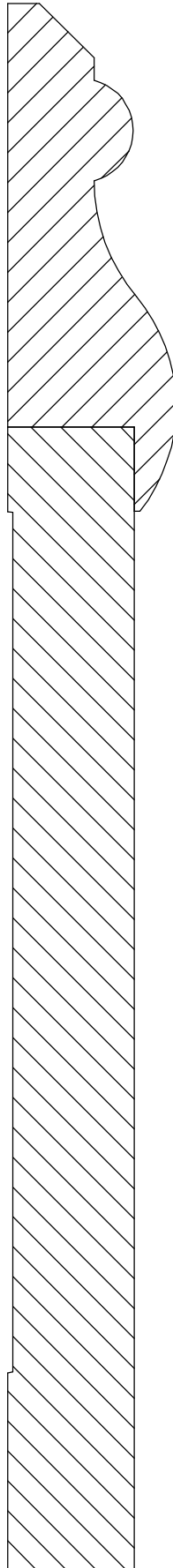
Base 1-3  
3/4" x 8"  
2-Member

# Section 1: Base, Base Cap & Shoe Mouldings

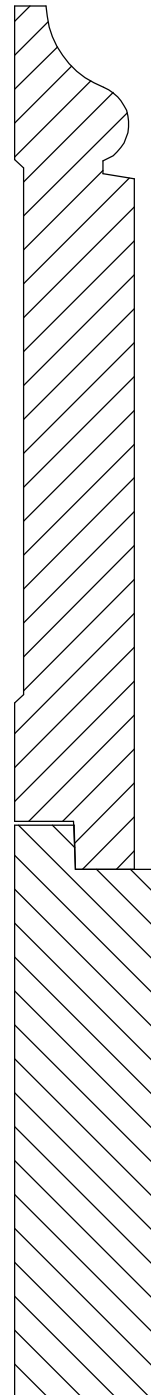
Base 2-1  
1 1/8" x 10"  
2-Member



Base 2-2  
1" x 9 1/4"  
2-Member




Base 2-3  
1 & 2 Member  
3/4" x 7 1/4"  
5/8" x 4 1/2"




# Section 1: Base, Base Cap & Shoe Mouldings

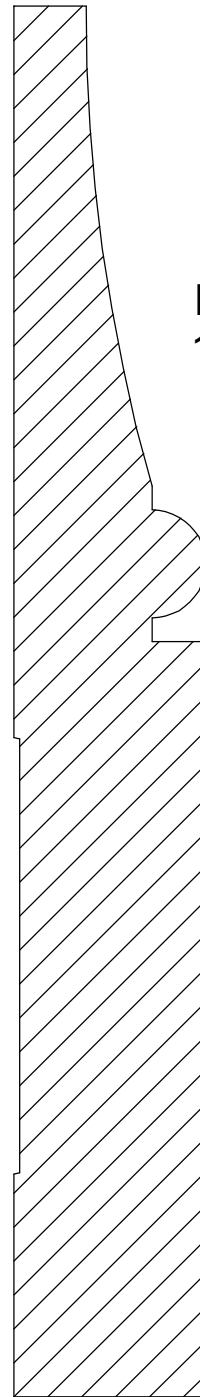
Base 3-1  
1" x 10"  
2-Member



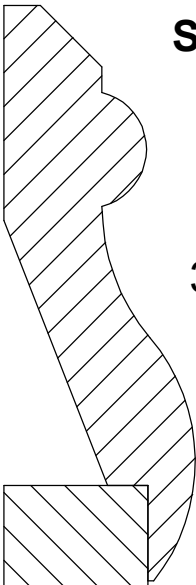
Base 3-2  
11/16" x 8 1/2"




Base 3-3  
1" x 7 1/4"




# Section 1: Base, Base Cap & Shoe Mouldings



Base 4-1  
2-Member  
3/4" x 7 1/2"  
1 1/8" x 3"

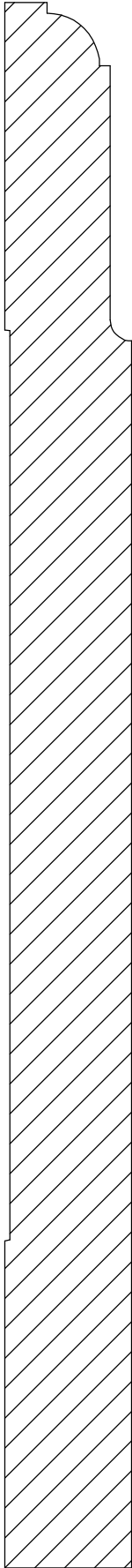


Base 4-2  
1 1/2" x 9 1/4"

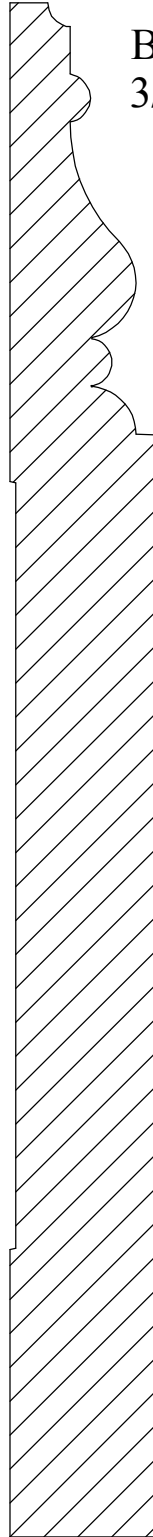


Base 4-3  
3/4" x 7 1/4"


## Section 1: Base, Base Cap & Shoe Mouldings



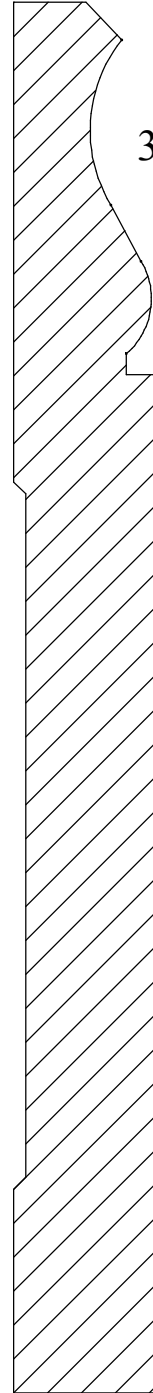
Base 5-1  
3/4" x 9 1/4"



Base 5-2  
3/4" x 8"

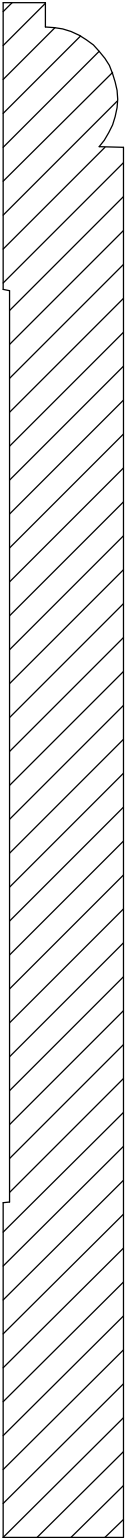


Base 5-3  
3/4" x 7 1/4"

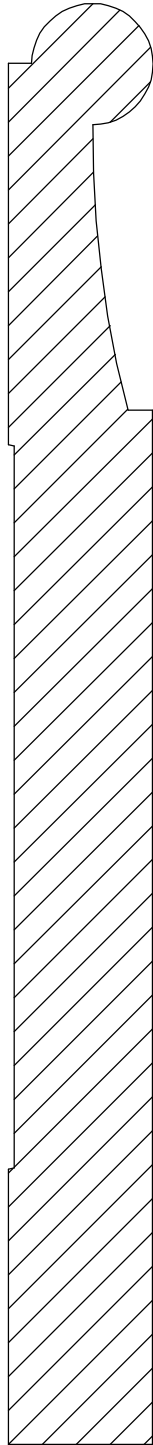


Base 5-4  
3/4" x 7 1/4"

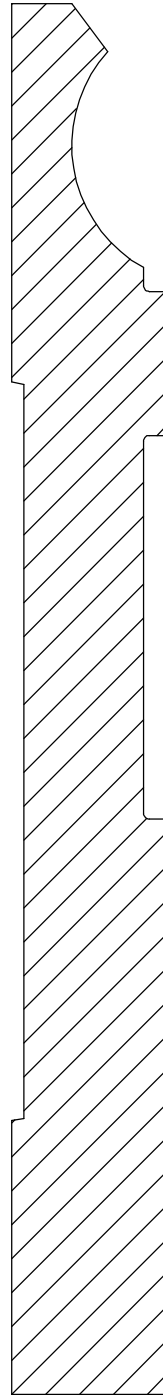
## Section 1: Base, Base Cap & Shoe Mouldings



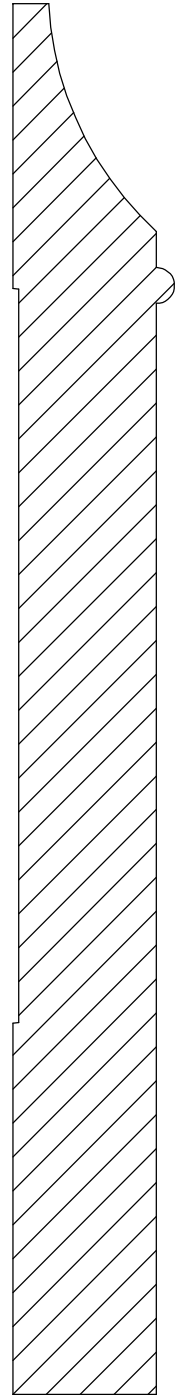
Base 6-1  
5/8" x 8"



Base 6-2  
3/4" x 7 1/2"

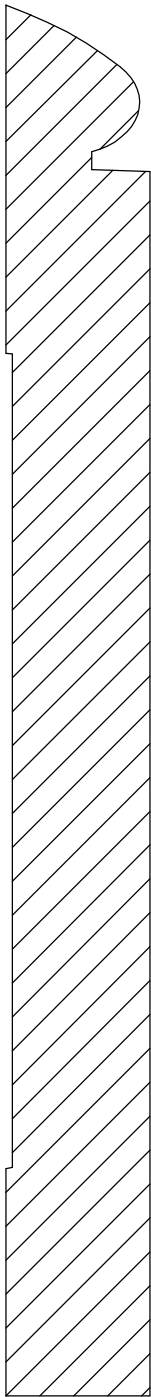


Base 6-3  
13/16" x 7 1/4"

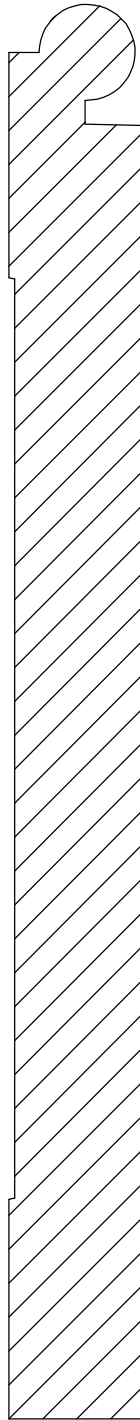


Base 6-4  
3/4" x 7 1/4"


## Section 1: Base, Base Cap & Shoe Mouldings



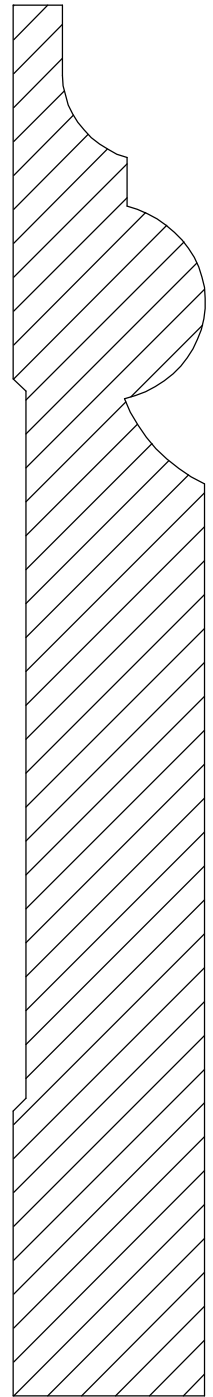
Base 7-1  
3/4" x 7 1/4"



Base 7-2  
11/16" x 7 3/8"




Base 7-3  
1" x 7 1/2"

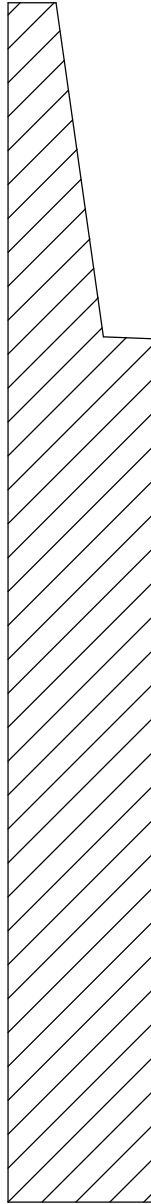


Base 7-4  
1" x 7 1/4"


## Section 1: Base, Base Cap & Shoe Mouldings



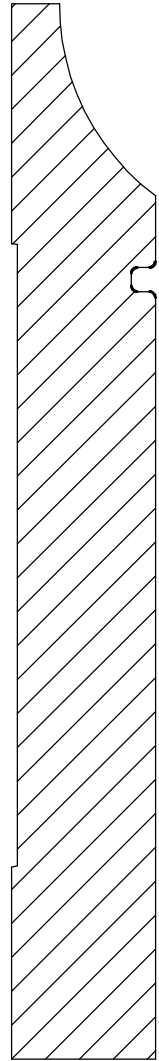
Base 8-1  
5/8" x 6"



Base 8-2  
3/4" x 6 3/4"

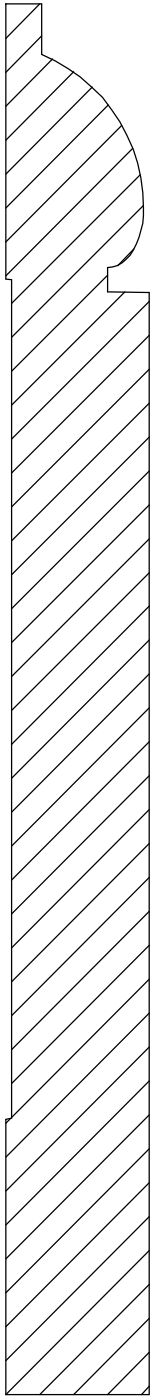


Base 8-3  
3/4" x 5 1/2"




Base 8-4  
3/4" x 5 1/2"

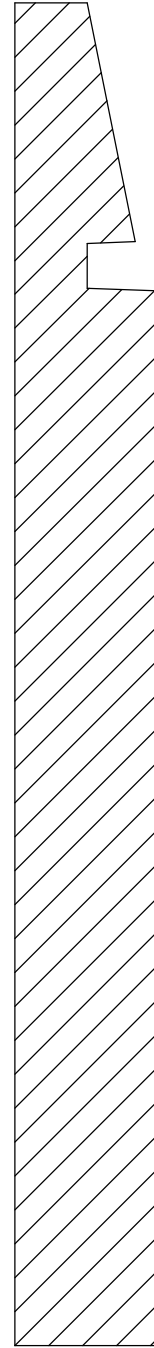
## Section 1: Base, Base Cap & Shoe Mouldings



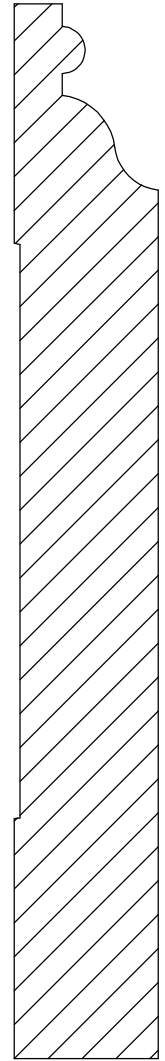
Base 9-1  
3/4" x 7 1/4"



Base 9-2  
1" x 7"

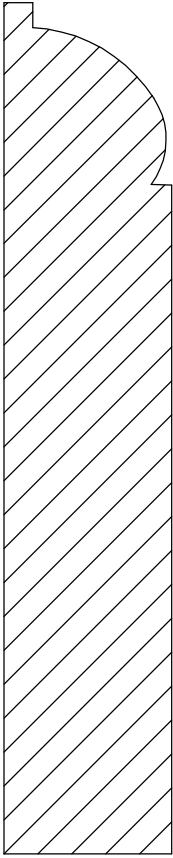


Base 9-3  
3/4" x 7"




Base 9-4  
3/4" x 5 1/2"

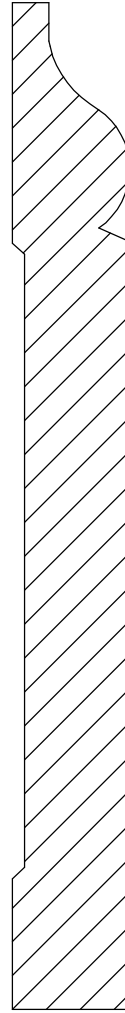
## Section 1: Base, Base Cap & Shoe Mouldings




Base 10-1  
7/8" x 4 7/16"



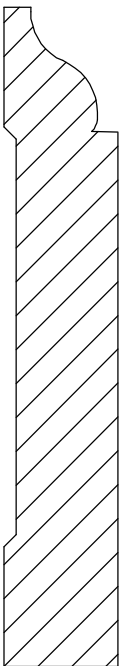
Base 10-2  
13/16" x 5 1/2"



Base 10-3  
5/8" x 5 1/4"

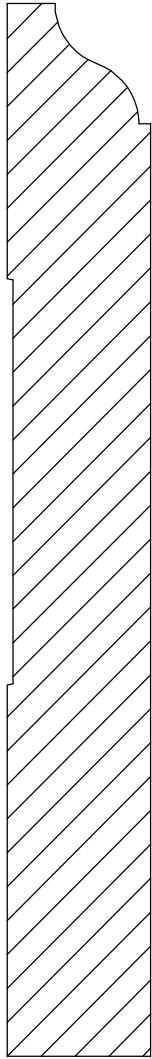


Base 10-4  
1" x 5 1/4"




Base 10-5  
19/32" x 3 7/16"

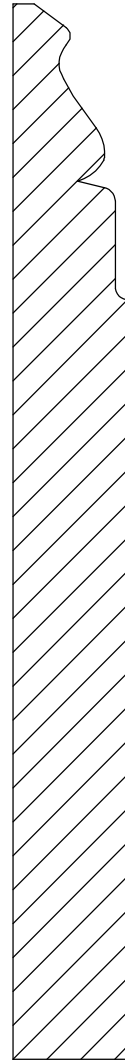
## Section 1: Base, Base Cap & Shoe Mouldings



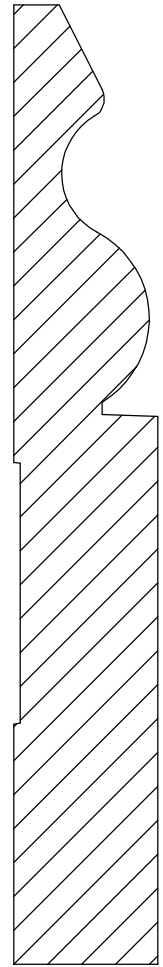
Base 11-1  
3/4" x 5 1/2"



Base 11-2  
9/16" x 5 1/4"

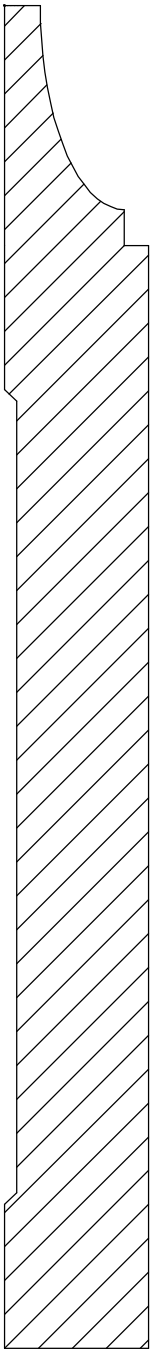


Base 11-3  
5/8" x 5 1/2"

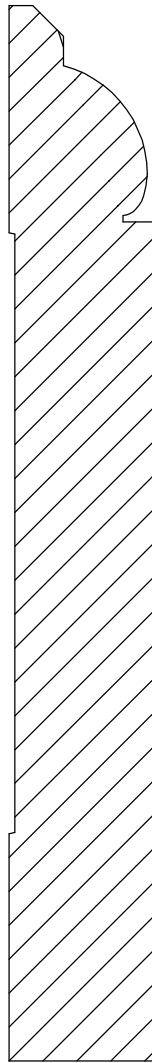


Base 11-4  
3/4" x 5"

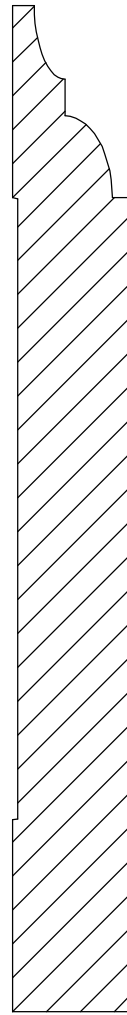
## Section 1: Base, Base Cap & Shoe Mouldings



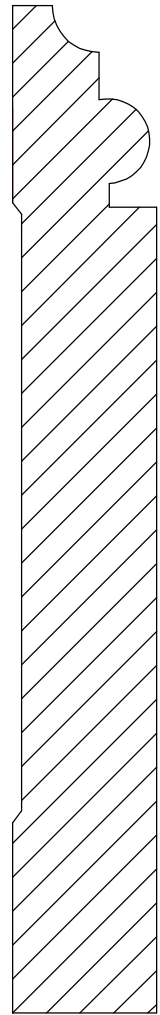
Base 12-1  
3/4" x 7"



Base 12-2  
3/4" x 5 1/2"

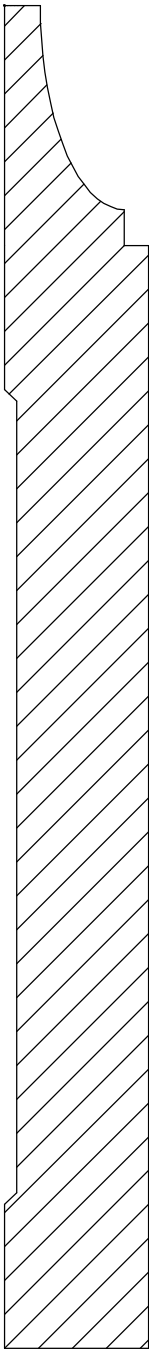


Base 12-3  
5/8" x 5 1/4"

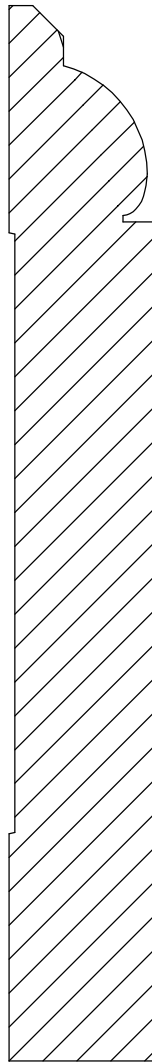


Base 12-4  
3/4" x 5 1/4"

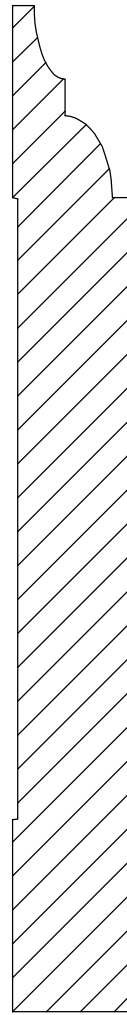
## Section 1: Base, Base Cap & Shoe Mouldings



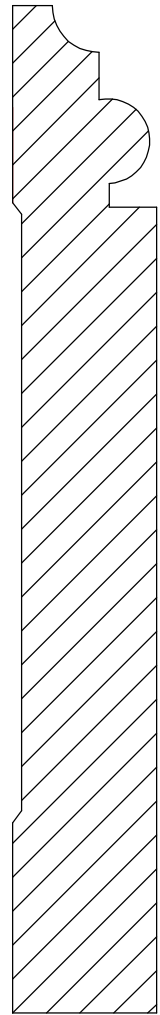
Base 12-1  
3/4" x 7"



Base 12-2  
3/4" x 5 1/2"




Base 12-3  
5/8" x 5 1/4"

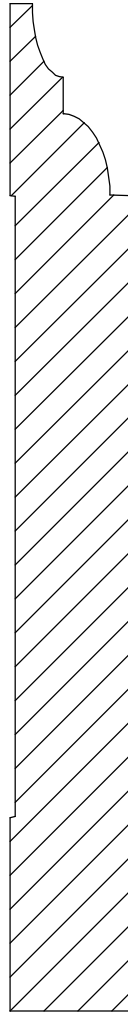


Base 12-4  
3/4" x 5 1/4"

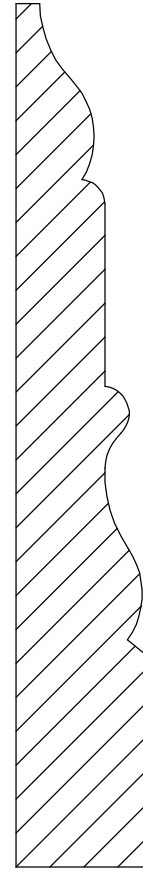
## Section 1: Base, Base Cap & Shoe Mouldings




Base 13-1  
3/4" x 6"



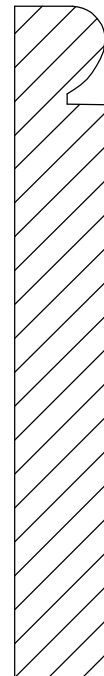
Base 13-2  
5/8" x 5 1/4"



Base 13-3  
11/16" x 4 1/2"

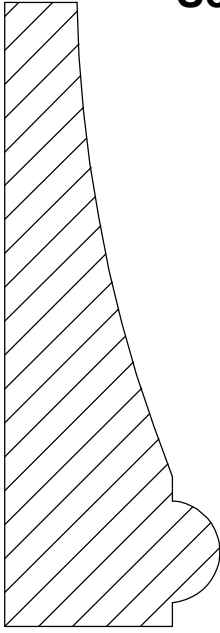


Base 13-4  
5/8" x 3 1/2"

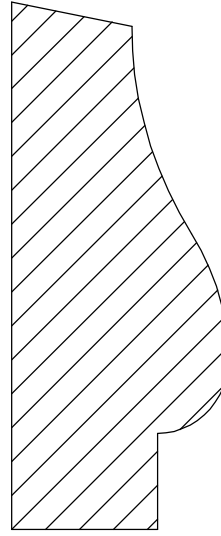


Base 13-5  
1/2" x 3 1/2"

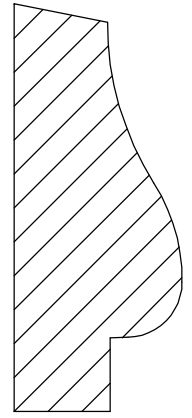
## Section 1: Base, Base Cap & Shoe Mouldings



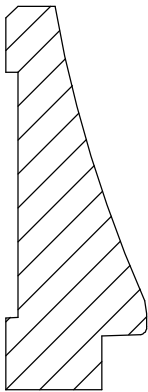
Base Cap 14-1  
1 1/8" x 3 1/4"



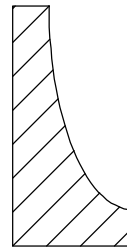
Base Cap 14-2  
1 1/8" x 2 3/4"



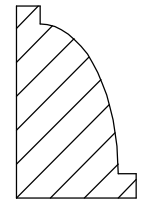
Base Cap 14-3  
7/8" x 2 1/8"



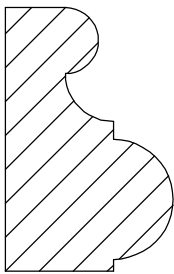
Base Cap 14-4  
3/4" x 2"



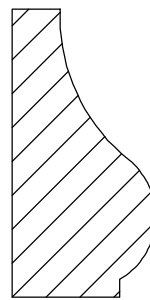
Base Cap 14-5  
5/8" x 1 1/4"



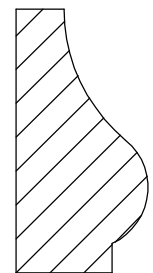
Base Cap 14-6  
5/8" x 1"



Base Cap 14-7  
7/8" x 1 3/8"

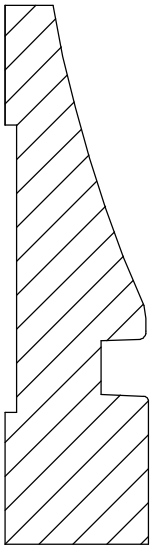


Base Cap 14-8  
3/4" x 1 1/2"

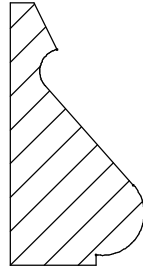


Base Cap 14-9  
11/16" x 1 3/8"

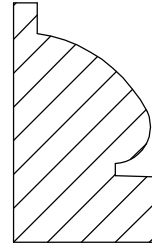
## Section 1: Base, Base Cap & Shoe Mouldings



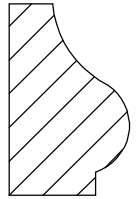
Base Cap 15-1  
3/4" x 2 13/16"



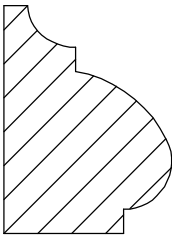
Base Cap 15-2  
11/16" x 1 3/8"



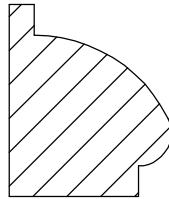
Base Cap 15-3  
3/4" x 1 1/4"



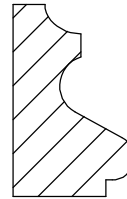
Base Cap 15-4  
5/8" x 1"



Base Cap 15-5  
7/8" x 1 3/16"

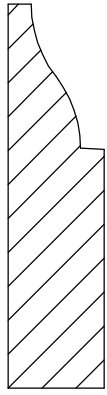


Base Cap 15-6  
27/32" x 1"

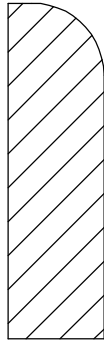


Base Cap 15-7  
5/8" x 1"

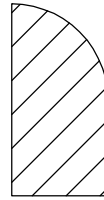
## Section 1: Base, Base Cap & Shoe Mouldings



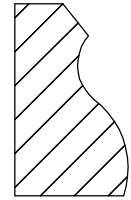
Shoe 16-1  
1/2" x 2"



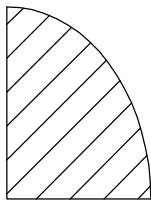
Shoe 16-2  
1/2" x 1 3/4"



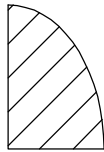
Shoe 16-3  
1/2" x 1"



Shoe 16-4  
19/32" x 1"



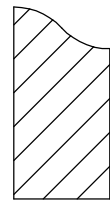
Shoe 16-5  
3/4" x 1"



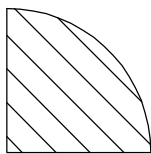
Shoe 16-6  
1/2" x 3/4"



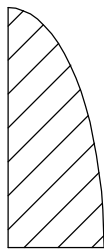
Shoe 16-7  
3/8" x 3/8"



Shoe 16-8  
1/2" x 1"



Shoe 16-9  
3/4" x 3/4"



Shoe 16-10  
1/2" x 1 1/4"



Shoe 16-11  
1/2" x 3/4"